

CHECK YOUR WATER SERVICE LINE

Ensure the safety of your drinking water by checking for lead pipes!


To check if your water service line contains lead, use the magnet and/or the scratch test! Get a strong household magnet and your house key and locate your service line in your basement. It is always a good idea to take a picture of your service line and send it to your water service provider!

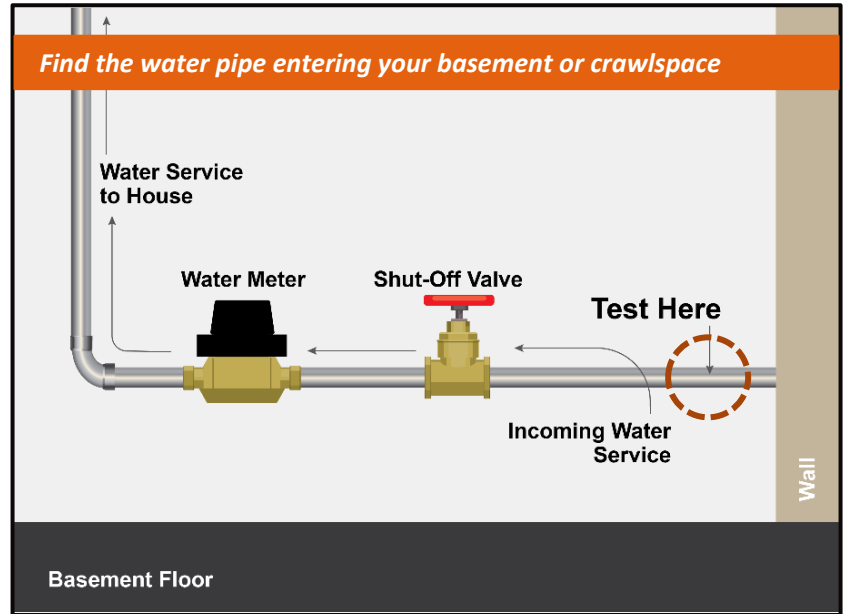


LEAD

Gray or dull silver color. It's a soft metal easily scratched with minimal force.

 Magnet Test- Not magnetic


 Turns shiny silver when scratched



GALVANIZED

Gray or dull silver color. Can be dark gray or rust colored due to oxidation/corrosion.

 Magnet Test - Is magnetic


 Silver when scratched




COPPER

Distinct reddish-brown or orange color. Corrosion may cause a green or blue discoloration on the surface.


 Magnet Test - Not magnetic


 Copper when scratched



PLASTIC

White, gray, blue or black with smooth texture.

 Magnet Test - Not magnetic

 No change in underlying pipe color when cleaned surface is scratched



Report Your Results to Your
Public Water Service Provider

